

Over the Fence

NEWS FROM YOUR REAL ESTATE PROFESSIONAL...

Century 21 Alpha

Sandra Sample
Realtor® & Loans



5504 Monterey Rd.
San Jose, CA 95138
Phone: 408-829-8821
Fax: 408-273-6574
usetthisrealtor@aol.com

SAMPLE The Best

VOLUME 8 • ISSUE 9

SEPTEMBER 2010

Eight Great Autumn Home Maintenance Tips

By following some basic maintenance procedures every autumn, your home will last longer, provide better insulation in winter, and provide for low-maintenance solutions later on.

1. Annual check-up for forced-air or water heating system. For electrical heat, vacuum the baseboard units and check thermostats. For forced air, replace filters and vacuum registers and intake grills.



2. Clean gutters after most of the leaves have fallen. Also, check the wood behind the gutters to see if it is in need of repairs. If you have a lot of leaves, you might consider installing some type of gutter guard.

3. Check for caulk anywhere masonry meets siding, where pipes or wires enter the house, and around window and door frames and at the corner joints formed by siding. Redo the caulk if necessary. Caulking is good for weather proofing, and also keeps out moisture and dirt.

4. Check for proper insulation and add to it if necessary. Your attic floor is one of the most important spots, since the heat from your home will rise and be lost. Seal any air leaks in your home, especially around windows and doors.


5. Protect your plumbing, even if your pipes have never frozen in the past. Check the lines that run through the exterior walls. Wrap with pipe jackets, fiberglass insulation or electric heating tape.

6. Inspect your roof for missing, loose or damaged shingles. Check and recaulk if necessary around plumbing stacks, cable brackets, antennae, etc. Check and replace your chimney flashing if necessary.

7. Have your chimney inspected every year, and cleaned if necessary.

8. Check for loose or peeling paint on the exterior of your house. This is the time to paint your house if necessary, or just touch it up in the problem areas. Follow the manufacturer's advice for weather conditions and wall preparation.

Excerpted from www.paradoxpro.com/fallprep1.html



Five Simple Ways to Be a Good Neighbor

- Offer a smile and friendly hello to your neighbor
- Have your neighbor over for a meal
- Hold a block party
- Get to know your neighbor a little better
- Celebrate Fall by taking them a fresh baked apple pie

Decorate Your Home with Apples, Apples and More Apples

Apples are in abundance this time of year and with over 2,500 varieties of apples grown in the U.S., here are a few ideas for decorating:

- Fill a large bowl with 10-15 apples, all the same color and use as a colorful centerpiece.
- Create a clever candle holder by coring out a hole in the top of an apple just big enough to fit a taper candle.
- Choose a large tall clear vase and fill with apples; wrap with raffia and you have an instant vertical centerpiece.
- Create a minimalist centerpiece by just lining up 5 apples lengthwise down your dining room table; add leaves and twigs for a fuller autumn look.

SEPTEMBER

National Apple Month

September 6

Labor Day

Labor Day, the first Monday in September, is a creation of the labor movement and is dedicated to the social and economic achievements of American workers. It constitutes a yearly national tribute to the contributions workers have made to the strength, prosperity, and well-being of our country.

September 11

Patriot Day

In the United States, Patriot Day occurs on September 11 of each year, designated in memory of those killed in the September 11, 2001, attacks.

September 12

National Grandparent's Day

September 22

Autumnal Equinox (11:09 PM EDT)


September 28

National Good Neighbor Day



Century 21 Alpha
Sandra Sample - Realtor® & Loans

5504 Monterey Rd.
 San Jose, CA 95138



Repair, Replace, Relax with Fidelity National Home Warranty (FNHW). A home warranty from FNHW provides both the home buyer and seller with “peace of mind” when it comes to repairs and/or replacement of a home’s major systems and appliances. FNHW prides itself on superior customer service, including quick response time and efficient solutions for homeowners’ problems and needs.



If you are thinking of buying or selling a home in the near future, please call for a personal interview and property assessment with no obligation.




This is not intended as a solicitation if your property is currently listed with another agent. These materials contain information and articles obtained from third parties. FNHW does not endorse the recommendations of any third party nor guarantee the information provided is complete or correct.

Celebrate September and National Apple Month with These Appicious Ideas!

Apples Are:

- Fat free
- Sodium free
- Cholesterol free
- An excellent source of fiber



Apples Can:

- Replace butter with apple sauce in baking recipes. This will cut the fat in a recipe by nearly 75 percent.
- Marinate meat or fish in different varieties of apple juice to add extra flavoring without the extra sodium and substantial calories.
- Reduce the sugar used in many recipes by replacing white sugar with apple juice.
- Add more fruit and flavor to your diet with apple iced tea. Just replace half the water with apple juice.

CARAMELIZED ONION-APPLE SOUP WITH BLUE CHEESE CROUTONS

Start to Finish Time: 55 minutes
Yield: 4 (1½ cup) servings

Ingredients:

- 3 tablespoons butter
- 2 large white onions, peeled, halved lengthwise and cut into ¼-inch thick slices (about 1½ pounds)
- 3 cloves of garlic, minced (about 1½ teaspoons)
- 4 cups 100% fresh-pressed, pasteurized apple cider
- 2, 10½ ounce cans double strength beef broth
- 1½ teaspoon Worcestershire sauce
- 1½ cup unpeeled, tart, green or red apples, cut into cubes
- Blue Cheese Croutons (see recipe below)

Directions:

1. Melt butter in large heavy saucepan. Add onions and cook over medium heat for 20 to 25 minutes or until caramelized,

stirring and scraping bottom of pan often. Add garlic and cook for 1 minute more.

2. Slowly and carefully pour apple cider into saucepan with onion mixture. Bring to boil. Reduce heat and gently boil over medium-high heat about 15 minutes or until reduced by about half.

3. Stir beef broth and Worcestershire sauce into apple-onion mixture. Bring to a simmer. Add apple; gently simmer for 1 to 2 minutes or until apples are nearly tender. Remove from heat.

4. To serve, ladle soup into bowls; top with blue cheese toasts or serve toasts alongside the soup.

Blue Cheese Croutons: Lightly stir together 2 ounces finely crumbled blue cheese (about ¼ cup) and 1 tablespoon softened butter. Spread mixture evenly on 12 lightly toasted baguette slices. Broil under oven broiler or toast in toaster oven about 1 minute or until cheese is bubbly. Makes 12 toasts.

For more information and recipes visit: usapple.org